

# Top tips for successful online teaching



Mike Fleetham  
Education Consultant

Effective teaching online is just effective teaching.

Effective behaviour management online is just effective behaviour management.


When the situation is complex and changeable, give students as much stability and consistency as you can.

## Set House Rules & Expectations

Technical - cameras on/off, when to mute, using apps/platforms.

**1** Interaction - speaking to the whole screen, breakout room, activities, turn-taking.


Engagement - discussion, use of chat, attendance, contribution and work submission.



## Cold Call and Connect

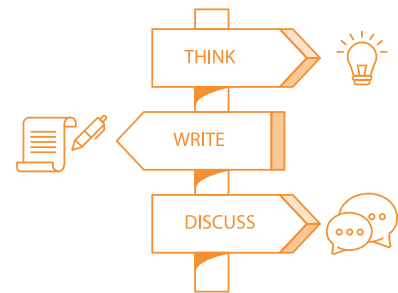
**2** Ask questions and invite pupils by name to respond. If you wish, give the option to 'pass'.

Connect the learning - use names to praise work and give positive feedback.



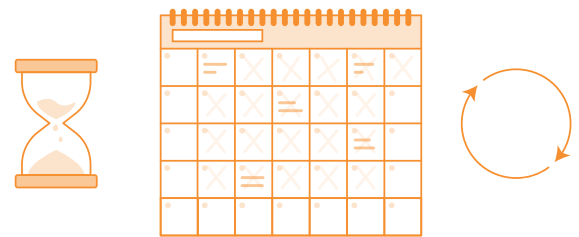
## Have Clear Visual Signposts

**3** Use simple icons to direct students to think, write, respond, discuss, collaborate, present and investigate. For consistency, use the same icons online, in class live and recorded.



## Have Routines and Rituals

**4** Use the same format and structure of slides and other presentation material. Give students the security of a known lesson format so they can fully focus on the content.



## Use Quizzes

**5** Use quizzes, polls, wordclouds and other live interaction techniques to provide enjoyment and engagement, as well as checking understanding.



### HST Education's Golden Tip!

Within the first three minutes of a live lesson, ask a thought-provoking question or show an engaging image/video clip, or share an interesting fact/piece of news.



@hst\_education  
highspeedtraining.co.uk